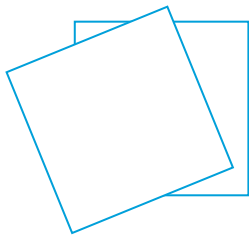
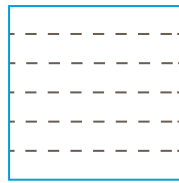


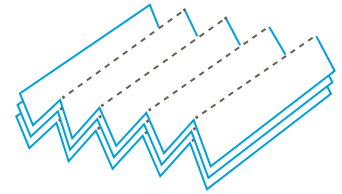
Instruction de pliage des fleurs en papier



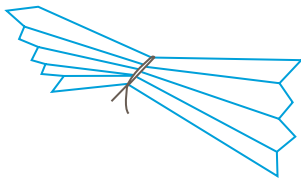
Serviettes, papier
Origami, pages de
magazine.




Plier le papier
en accordéon.



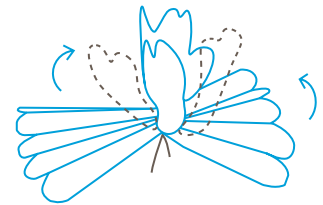
Superposer sept pages.




Les attacher au milieu
à l'aide d'un fil de fer
ou d'un fil de couture.



Couper les coins.



Replier délicatement les
différentes couches vers
le haut.



Fixer une tige métallique
ou une paille à la fleur.

